

ConnectSuite

ConnectSuite e-Certify

Electronic or “e-Certified” mail simply refers to software-based systems that have the ability to upload certified tracking numbers directly to the United States Post Office®. The ConnectSuite e-Certify solution centralizes the processing of Certified Mail® and allows for fast and consolidated document tracking functionality.


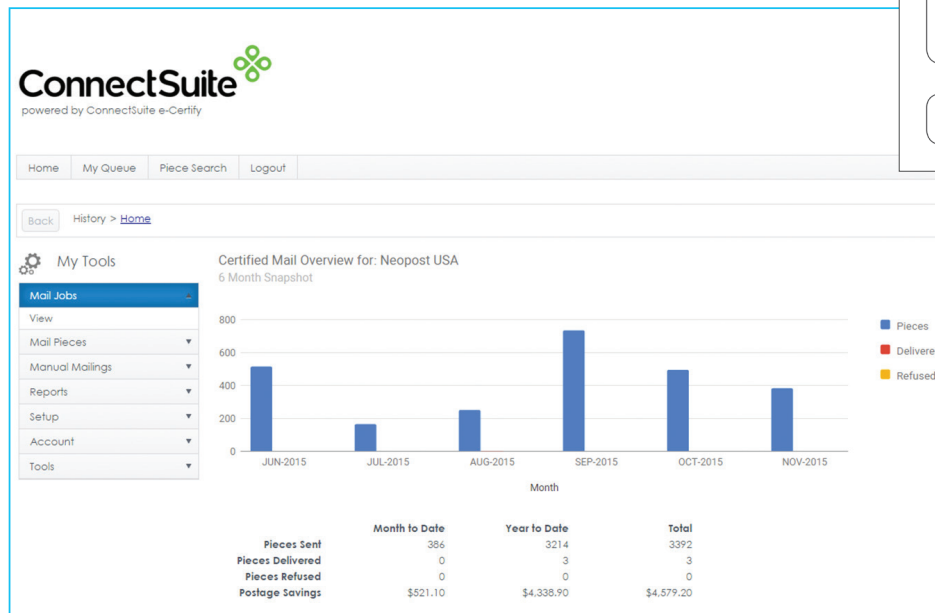
Questions to Consider Before Sending Important Documents

- Does your business require proof documents have been mailed?
- Does your business require a signature when documents have been delivered?
- Is managing document proof of delivery simply a hassle?

With ConnectSuite e-Certify, You Benefit From:

- Reduced manual labor and increased efficiency
- Enhanced tracking, via an easy-to-use centralized portal
- Easy to retrieve recipient signatures securely stored in the cloud
- Reduced postage costs for Certified Mail with Return Receipt™

If you need the assurance and proof your important documents have been both delivered and received, ConnectSuite e-Certify is for you.




Join us on



Send Certified Mail in just 4 Easy Steps!

- 1 Mail Piece Creation and Address Validation**
Log in to the e-Certify web portal and type the recipient's address (or select it from your address book).
- 2 Print Certified Mail Barcode**
Two ways to print:
 - a) Print a Certified Mail barcode on standard 8.5" x 11" paper
 - b) Print a Certified Mail barcode on a custom label
- 3 Prepare your Document for Mailing**
Two methods to preparing your documents:
 - a) Insert the folded cover page and documents into a Double-Window Certified Mail envelope
 - b) Apply custom label onto any sized envelope
- 4 Meter the Envelope and Mail**
Meter the envelope and bring your mail piece to the USPS® along with your Form 3877 to be stamped.



Note: You can also print Form 3877 "Firm Book" and obtain official date stamp at the Post Office.

Neopost-Certified Label Printer Specifications

Model	Brother TD-4000 & TD-4100N
Model type	Industrial desktop printer
Maximum media width	4.13" (105 mm)
Media types	Drop-in roll or fanfold (rear slot) continuous label or paper, die cut labels, tag stock
Adhesive media thickness	0.003"-0.007" (0.076 mm-0.178 mm)
Networking	Available on the TD-4100N model only (10/100 print server built-in)
Interface	USB (1.1 or 2.0), serial (RS-232C), ethernet for the TD-4100N only (10/100 Base-TX)
System Dimensions	Length x Depth x Height
Brother TD-4000 & TD 4100N	6.8" x 9.0" x 6.2" (173 mm x 229 mm x 158 mm)
Weight	4.0 lbs (1.85 kg) without RD roll

Why Choose Neopost?

Neopost is a global leader in mailing solutions, shipping services and digital communications. We believe that people are the key to business success. That's why our products and services are tailored to help your organization improve the quality of its interactions and bring people closer together.

In this age of multichannel communications, we guide and empower you to interact in new and innovative ways. We advise you on how to create cost-cutting synergies. We deliver global coverage with a strong local presence, offering you continual support by phone, onsite or online.

Find out more at neopostusa.com